

 ROYAL  
Alumipro

Alumipro.  
Beauty.  
Durability.  
Simplicity.




**25** YEAR  
LIMITED  
WARRANTY

FENCING, RAILING AND COLUMN SYSTEM

**Alumipro.  
Timeless  
beauty,  
proven  
durability  
and ease  
of installation.**





Robust, durable, easy-to-install and maintenance-free, the Alumipro railing and column system combines aluminum's strength with an ingenious design. Whatever the style of your residence, Alumipro has a product to meet your needs. The different colors and styles of columns and railings can be elegantly combined to create the desired effect. As easy as 1, 2, 3, Alumipro allows you to improve your decor in a durable way. Bye-bye paint and maintenance!

The timeless beauty of Alumipro comes with a 25-year warranty.


# Alumipro's modular system allows you to build railings that meet your taste and your needs.

The preassembled railings can adapt easily to all decors and architecture styles. Choose the look you want, install your railing and forget about it! Solid and safe, you will never have to paint it.

Alumipro's modular system is available in two styles and three colors\*, can be installed easily and will last a long time. The railings are treated to resist corrosion, and won't warp, rot or split.



**White**



**Commercial Brown**



**Black**

\* Only applies to certain models.





## ELEGANCE



## ROYAL



### PREASSEMBLED 36" OR 42" TALL RAILING SYSTEMS

Style	Available Widths		
Elegance	45 5/8"	59 1/8"	72 5/8"
Royal	45 5/8"	59 1/8"	72 5/8"

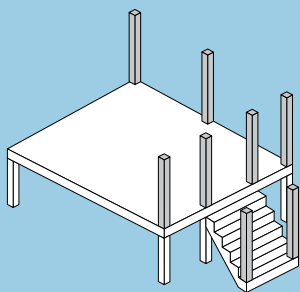
### COLUMNS (CAPS AND BASES INCLUDED)

1 7/8" x 1 7/8"	36"	42"
Post	37 1/2"	43 1/2"
Post for base of stairs	40 1/2"	46 1/2"
3" x 3"	36"	42"
Post	37 1/2"	43 1/2"
Post for base of stairs	40 1/2"	46 1/2"

# 1

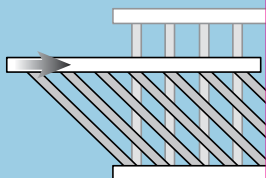
## Position the posts

Secure posts in desired locations, according to installation directions.



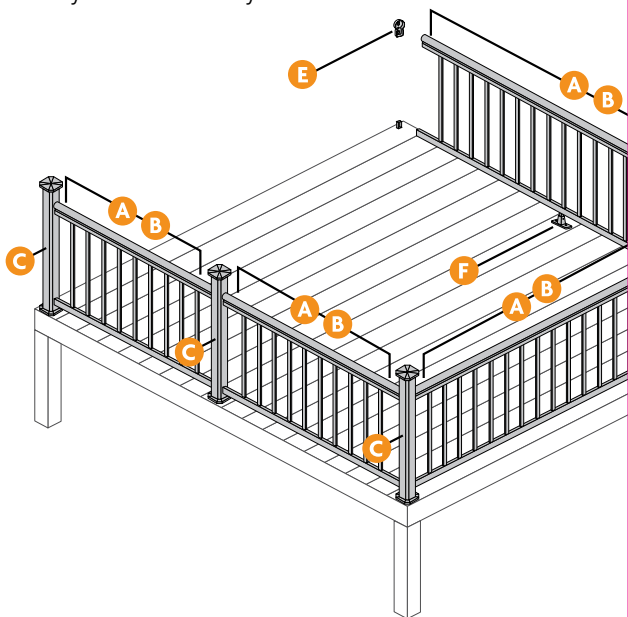
# 2

## Unfold railing section



## Alumipro makes installation easy.

- The prestige of aluminum is finally affordable!
- Alumipro's railing system is offered in numerous styles and colors to match your décor
- Discover aluminum railing's maintenance-free advantage
- Preassembled aluminum railing
- Our railing system is made of 100% recyclable materials
- 25 year limited warranty



**A** Railing section

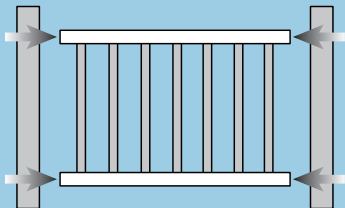
**B** Handrail

**D** Post for base of stairs

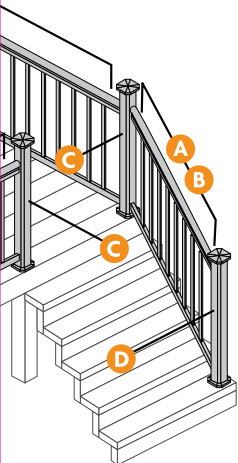
**E** Wall support

# 3

## Attach railing section to posts



The omnidirectional bracket allows you to directly adjust both the railing and the posts to adapt to every angle. Because you don't need to measure and make precise cuts, installation is easy and the final result is perfectly professional.




PREASSEMBLED RAILINGS	
Style	Dimensions
Elegance	36" x 36"
	36" x 42"
Royal	36" x 36"
	36" x 42"

Hardware is included and available in 4 colors.

- C** Deck posts
- F** Railing support bracket

# Alumipro Columns. Elegance and Durability.

Alumipro provides the architectural touch that adds elegance to the home's exterior. Coated with a durable finish, they are weather and corrosion resistant. Aluminum columns, bases and caps are easy to install and available in three styles and three colors.\* No matter your home's architectural style, there is an Alumipro column that will match.



\* Applies only to certain models.





**Blanc**



**Brun commercial**





**Noir**




For a seamless effect and durable protection, you can also cover existing columns with an aluminum sheath in the finish of your choice. Available in four parts, it can adapt to most sizes. Easy to cut and to install, it's an ideal solution for an elegant renovation.

Round or square column bases are available in one or two pieces and in four colors.\* Solid cap bases are especially made to personalize your décor. You can set a plant on it, a small statue, lighting or anything your imagination can come up with.



Square Base



Round Base



Solid cap base

\* Applies to certain models only.

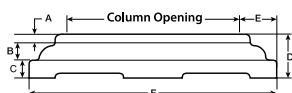
# Technical specifications

Square Column*								
Measurements		Parts	Maximum Load				Weight	
Size	Height		Test		Safety		lb	kg
			lb	kg	lb	kg		
4" 102 mm	8' (2.438 m)	2	8000	3629	4000	1814	9.48	4.30
	9' (2.743 m)	2	7600	3447	3800	1724	11.24	5.10
	10' (3.048 m)	2	7200	3266	3600	1633	11.85	5.38
5 1/4" 133 mm	8' (2.438 m)	4	8780	3983	4390	1991	13.67	6.20
	9' (2.743 m)	4	8480	3847	4240	1923	15.43	7.00
	10' (3.048 m)	4	8180	3710	4090	1855	16.98	7.70
	12' (3.657 m)	4	7600	3447	3800	1724	20.50	9.30
7 1/4" 184 mm	8' (2.438 m)	4	8800	3992	4400	1996	19.18	8.70
	9' (2.743 m)	4	8600	3901	4300	1950	21.16	9.60
	10' (3.048 m)	4	8400	3810	4200	1905	23.81	10.80
	12' (3.657 m)	4	8000	3629	4000	1814	28.00	12.70
9 1/4" 235 mm	8' (2.438 m)	4	16 240	7366	8120	3683	33.70	15.29
	9' (2.743 m)	4	15 960	7239	7980	3620	37.91	17.20
	10' (3.048 m)	4	15 680	7112	7840	3556	42.12	19.11
	12' (3.657 m)	4	15 120	6858	7560	3429	50.54	22.92

Round Column*								
Measurements		Parts	Maximum Load				Weight	
Size	Height		Test		Safety		lb	kg
			lb	kg	lb	kg		
5 1/4" 133 mm	8' (2.438 m)	3	15 400	6985	7700	3493	11.30	5.13
	9' (2.743 m)	3	14 620	6632	7310	3316	12.72	5.77
	10' (3.048 m)	3	13 920	6314	6960	3157	14.13	6.41
	12' (3.657 m)	3	12 720	5770	6360	2885	15.13	8.10
7 1/4" 184 mm	8' (2.438 m)	3	18 760	8509	9380	4255	15.82	7.10
	9' (2.743 m)	3	18 320	8310	9160	4155	17.79	8.00
	10' (3.048 m)	3	17 800	8074	8900	4037	19.77	8.80
	12' (3.657 m)	3	16 800	7620	8400	3810	23.72	10.50
9 1/4" 235 mm	8' (2.438 m)	3	26 920	12 211	13 460	6105	30.00	13.61
	9' (2.743 m)	3	26 340	11 948	13 170	5974	33.75	15.31
	10' (3.048 m)	3	25 740	11 676	12 870	5838	37.50	17.01
	12' (3.657 m)	3	24 560	11 140	12 280	5570	45.00	20.41

Base and Crown*									
Column	Measurements	Parts Box	Weight Base/ Crown	Dimensions					
				A	B	C	D	E	F
4" 102 mm	6.200"	2	0.9lb	0.320"	0.480"	0.500"	1.300"	1.040"	6.200"
	157 mm		0.40 kg	8 mm	12 mm	13 mm	33 mm	26 mm	157 mm
5 1/4" 133 mm	7.650"	2	1.3lb	0.300"	0.500"	0.525"	1.325"	1.300"	7.650"
	194 mm		0.59 kg	8 mm	13 mm	13 mm	34 mm	33 mm	194 mm
7 1/4" 184 mm	10.325"	2	2.0lb	0.450"	0.725"	0.625"	1.800"	1.450"	10.325"
	262 mm		0.91 kg	11 mm	18 mm	16 mm	46 mm	37 mm	262 mm
9 1/4" 235 mm	12.375"	2	2.9lb	0.450"	0.750"	0.800"	2.000"	1.500"	12.375"
	314 mm		1.32 kg	11 mm	19 mm	20 mm	51 mm	38 mm	314 mm
Solid Crown 5 1/4" 133 mm	6.200"	1	0.8lb	0.320"	0.480"	0.500"	1.300"	-	6.200"
	157 mm		0.35 kg	8 mm	12 mm	13 mm	33 mm	-	157 mm
Solid Crown 7 1/4" 184 mm	7.650"	1	0.9lb	0.300"	0.500"	0.525"	1.325"	-	7.650"
	194 mm		0.40 kg	8 mm	13 mm	13 mm	34 mm	-	194 mm

\* Not available in every color.



Data in these tables were calculated according to CAN3-S157-M83 standards.



91, Royal Group Crescent, Woodbridge, Ontario, Canada L4H 1X9  
1.855.ROYAL85 [royalbuildingproducts.com](http://royalbuildingproducts.com)